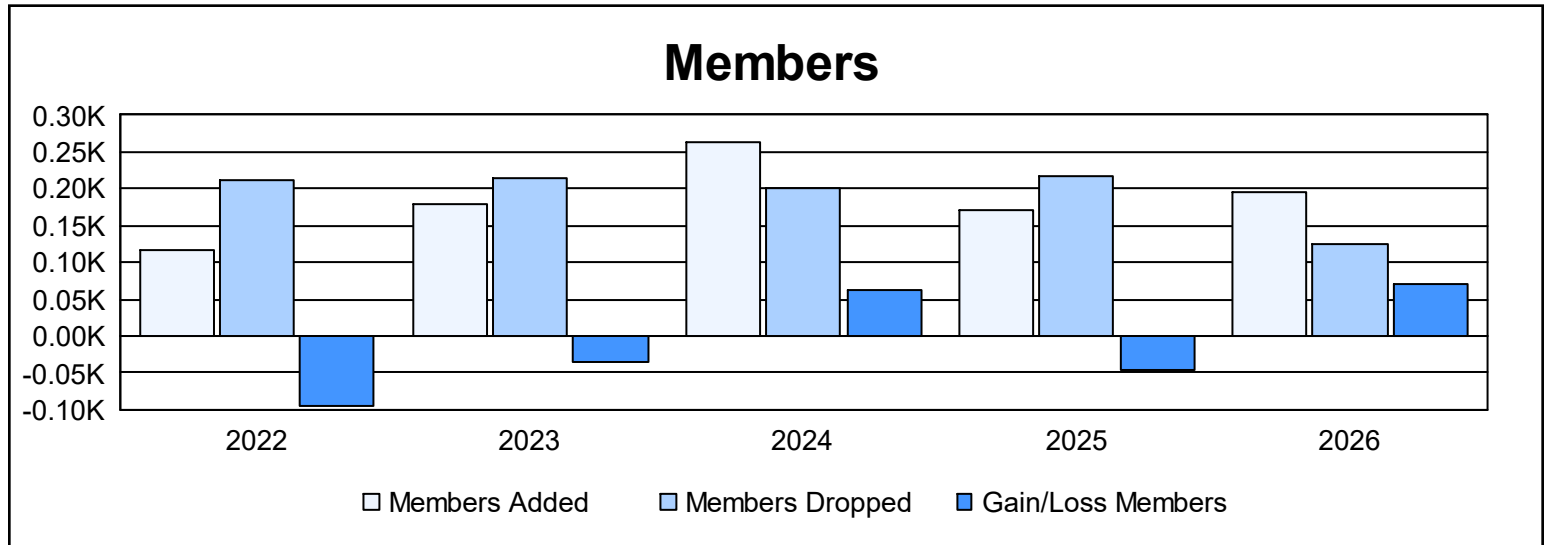
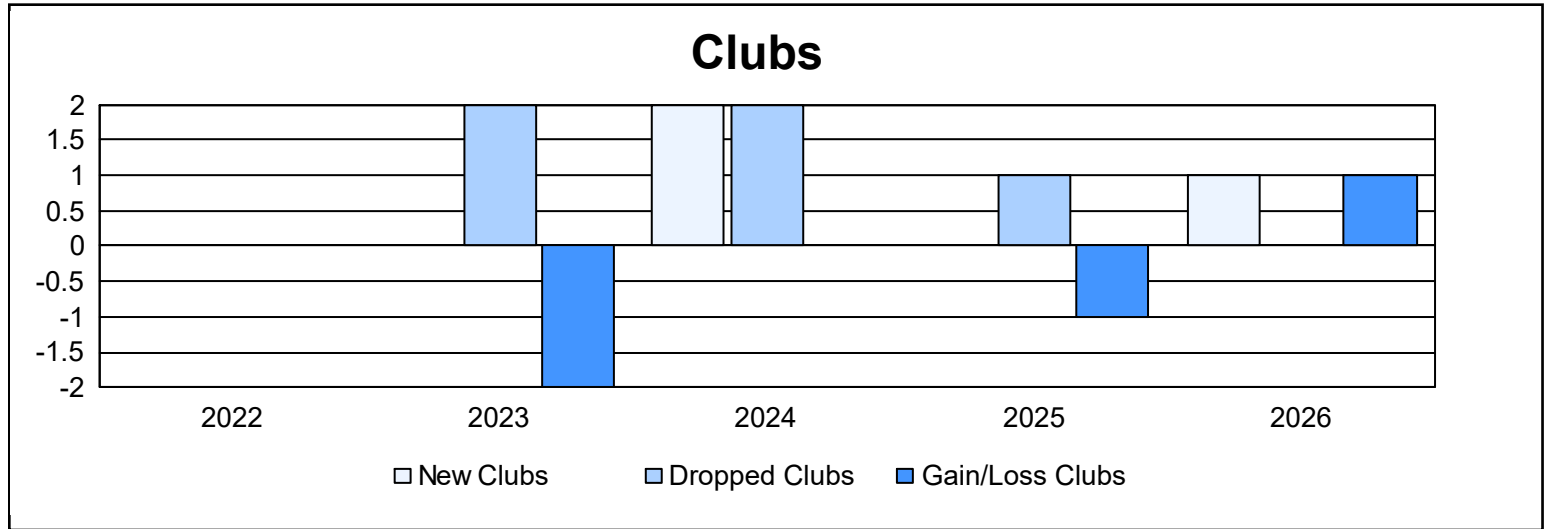
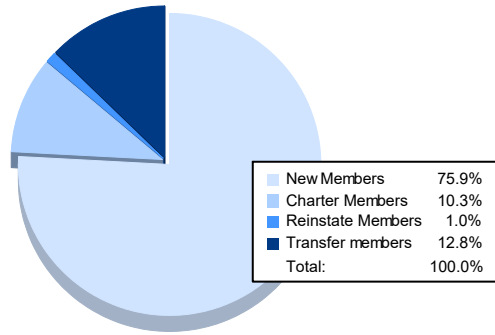


Year	New Clubs	Dropped Clubs	Gain/ Loss Clubs	New Members	Charter Members	Reinstate Members	Transfer Members	Total Member Added	Total Members Dropped	Gain/ Loss Members
2021-2022	0	0	0	102	0	2	12	116	211	-95
2022-2023	0	2	-2	158	0	2	20	180	215	-35
2023-2024	2	2	0	169	59	2	34	264	202	62
2024-2025	0	1	-1	151	0	3	17	171	217	-46
2025-2026	1	0	1	148	20	2	25	195	124	71
<b>Average</b>	<b>1</b>	<b>1</b>	<b>0</b>	<b>146</b>	<b>16</b>	<b>2</b>	<b>22</b>	<b>185</b>	<b>194</b>	<b>-9</b>



### Membership Composition April 2026 Cumulative



### Gender Composition April 2026 Cumulative

